




Nursery: Newsletter: Summer 2: Dinosaur Roar!



Please continue to send through evidence of your child's learning on the Evidence Me app.

This term we will enjoy becoming dinosaur experts! We will investigate fossil evidence; create our own dinosaurs; explore dinosaur landscapes and write our own class dinosaur story poem and map.

Being inspired by the subject of dinosaurs we will learn about fossilised dinosaur eggs; speculate about dinosaur families and their behaviour; consider ideas about dinosaur communication and sounds; be inspired to make some dinosaur inspired instruments and music.

We will learn about fossilised footprints and their sizes; make dinosaur feet, masks and costumes; create dinosaur dances, movements and routines for a final Dinosaur Stomp!

We will also talk about Summer activities and staying safe in the sun.

We encourage you to share stories regularly with your children at home to help develop their imagination and storytelling skills.

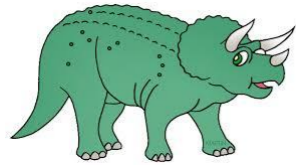
Another information (reminders and dates etc.):

- Friday 23rd June – Mufti Day – Bottle donations
- Saturday 24th June – PTA Summer Fair
- Monday 3rd July – Nursery Sports Morning
- Monday 17th July – Celebration Evening 6 – 7.30pm All parents welcome
- Friday 21st July – Break up Nursery finish at 1.45pm

Communication and Language

We will:

- Encourage the children to speak in more detail about what they have seen or heard
- Model use of different tenses and encourage children to use the correct tense in their speaking



Personal, Social and Emotional Development

We will:

- Encourage the children to develop concentration skills in large and small groups
- Practice social skills and a readiness to help each other
- Begin talking about and preparing for the transition to 'big school'



Physical Development

We will:

- Encourage the children to remove and put on their shoes and socks for more formal PE sessions in the school hall as well as on the field. Please send them in in socks and shoes they can manage by themselves. The PE sessions will include athletics, track and using small & large apparatus.
- Continue to practice using pencils, scissors and other one-handed tools with good control
- Hold a pencil correctly and use it to begin to form letters

Literacy

We will:

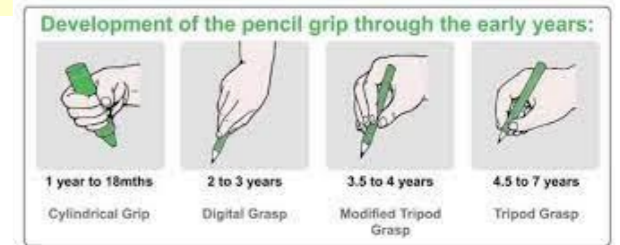
- Continue to practise recognising, saying and using Little Wandle revised Letters and Sounds
- Encourage children to give meaning to the marks they make and try to write
- some familiar letters and sounds
- Practise recognising and writing our names and other familiar letters



Understanding the World

We will:

- – Learn about different types of dinosaurs including what they ate and what happened to them.
- – We will talk about how this was a long time ago in the past.
- – Learn about different holiday destinations and how to stay safe in the sun.



Maths

- – Look at the shapes of objects and use mathematical language to describe them.
- – Talk about patterns and create our own ABAB patterns.
- – Consolidate our knowledge of numbers to 5

Expressive Art and Design

We will





- Develop imaginative play through role-play and practise finding or making props to enhance the narrative
- Continue to develop colour mixing skills, painting and printing techniques
- Learn and practise a variety of different songs
- Use a range of media and materials to create artwork





Nursery: Knowledge Organiser: Summer 2 Dinosaur Roar!

Key Books this term:



How can you learn at home?



Join Katie at Cosmic Yoga for a Dino Yoga session [here](#).

Try making dinosaurs using balloons and paper.

Prehistoric pasta
Use different shaped pasta to create dinosaur art



5 Dino Activity Challenge!

Move quickly on your tiptoes like a pachycephalosaurus!

8 Dino Activity Challenge!

Stomp like a T-Rex!
Stomp! Stomp!
ROAR!

1 Dino Activity Challenge!

Stretch up tall like a brachiosaurus!



BE SUN SMART

- Put on a Shirt
- Put on Sunscreen
- Wear a Hat
- Wear Sunglasses
- Stay in the Shade



SHARE THE SUN SAFE STORY WITH YOUR CHILD

CARNIVORE - HERBIVORE

STEGOSAURUS STE-GO-SORE-US

TRICERATOPS TRY-SERA-TOPS

PARASAUROLOPHUS PAH-RAH-SORE-OH-LOAF-US

VELOCIRAPTOR VEL-OH-SEE-RAP-TOR

TYRANNOSAURUS REX TIE-RAN-OH-SORE-US REX

BRACHIOSAURUS BRAK-KEE-OH-SORE-US

ANKYLOSAURUS AN-KEE-LOH-SORE-US

SPINOSAURUS SPY-NO-SORE-US

TRIASSIC TRY-ASS-ICK

JURASSIC JUR-RASS-ICK

CRETACEOUS CREE-TAY-SHUSH

252 201 145 65

Dinosaur			
beak		prey	
carnivore		reptiles	
claw		rock	
egg		scales	
fern		tail	
herbivore		tooth	
horn		tree	
nest		volcano	
omnivore			
predator			



Salt Dough Fossils

Ingredients
 2 cups wheat flour
 1 cup salt
 1/2 cup warm water
 Plastic dinosaurs

Mix the flour, salt, and warm water together to make the salt dough. Roll it into balls. Press the dinosaurs into the dough. Bake at 150C degrees for 2 - 3 hours or until hard. Try salt dough bones too!

Characteristics of Effective Learning:

playing and exploring – children investigate and experience things and 'have a go.'

active learning – children concentrate and keep on trying if they encounter difficulties and enjoy achievements

creating and thinking critically – children have and develop their own ideas, make links between ideas, and develop strategies for doing things.