

Starting school at Keston Primary



Welcome

Hello and welcome to Keston Primary School! We are a friendly and hardworking school and we endeavour to ensure that our children are happy, safe and secure. We offer an engaging and exciting Early Years curriculum that allows all our children to achieve their potential.

We have written this booklet to help you prepare your child for the great adventure of starting school. We understand that this may be a daunting time for some children so we hope that the tips and ideas below may help to ease their transition.

Getting your child ready for Reception

We want to encourage the children to be as independent as possible, especially in being able to cope with the daily routines of school life. As parents you can help tremendously in this process by encouraging your child over the coming weeks and months to practise some of the many skills s/he will need when starting school in September.

- **Practise:**

- Managing zips and buttons
- Putting on socks and shoes
- Putting on and taking off a coat
- Hanging up a coat on a peg



- **Encourage:**

- Using a knife, fork and spoon
- Washing and drying hands
- Using a handkerchief
- Going to the toilet unaided and pulling the flush
- Sharing toys with friends and siblings
- Tidying up after using toys, books etc.



* If your child is finding any of the above difficult then please do not worry; we do not expect them to immediately succeed at everything!




Within the Foundation Stage Curriculum, there are seven areas of learning;

- Communication and Language
- Personal, Social and Emotional Development
- Physical Development
- Maths
- Literacy
- Understanding the World
- Expressive Arts and Design

The following pages will give you some practical advice/ideas about how you can prepare your child in these areas to give them the best possible start at school.

Communication and Language:

- Read and share songs, poems and nursery rhymes with your child
- Talk to your child as often as possible and encourage them to take part in conversations, listen to and answer questions and use talk to organise their thoughts
- Provide your child with as many experiences as possible outside the home e.g. going to the park, visiting new places and travelling in different ways (train, bus, tube)
- Ask your child questions about their day
- Complete puzzles and play turn taking and memory games
- Extend their vocabulary by exploring new words and discussing their meanings



Personal, Social and Emotional Development

- Encourage independence by giving your child regular contact with other children, such as at playgroup or nursery
- Plan short periods of separation from you such as playing with a friend or staying with a relative
- Provide stimulating imaginative play experiences e.g. dressing up, making dens etc
- Help them to understand right and wrong and appropriate ways of playing e.g. sharing, taking turns, tidying up, looking after toys and books etc
- Help them to understand right and wrong and appropriate ways of playing e.g. sharing, taking turns, tidying up, looking after toys and books etc
- Support them to recognise different emotions and talk about things that make them feel happy, sad, angry etc



Physical Development

- Encourage your child to play safely outside; running, jumping, climbing, hopping, throwing and catching
- Enjoy playing games together such as 'Simon Says' and 'Musical Statues'
- Give your child experience of building with bricks, threading beads, tracing, doing jigsaws, playing with playdough, cutting and sticking to develop fine motor skills
- Teach them to dress and undress independently and manage their own personal hygiene



Mathematics

- Sing number rhymes and songs e.g. 5 little ducks, 10 green bottles etc
- Encourage practical counting in day to day situations and play board games
- Use positional vocabulary wherever possible
- Compare measurements (full, empty, long, short etc) when playing, cooking, bathing...
- Practise writing numbers (this could be done in sand, glitter, foam etc or using mark making tools e.g. pencils and crayons)
- Help with number recognition when you are out and about – look out for numbers on doors, buses, cars etc
- Encourage your child to notice and name any shapes around them
- Discuss basic sequencing activities – getting dressed, growing a plant etc




Literacy

- Listen, read and enjoy stories every day together
- Show children how to handle and look after books correctly e.g. turning pages 1 by 1 etc
- Visit the library together, read shop signs, road names, labels, recipes etc
- Visit Youtube and sing the Jolly Phonics songs and learn the actions
- Encourage them to mark make with a variety of resources e.g. pencils, chalk, paint, fingers in sand/glitter etc
- Support them in learning to write their name, ensuring the first letter is a capital and the rest are lower case

Children will begin learning phonics soon after they start school. Phonics is the process used to teach children to read by recognising the relationship between letters and the sounds they make. Please follow the link below for a detailed explanation:

<https://www.youtube.com/watch?v=RMUpRKKPSNA>



Expressive Arts and Design

- Sing to and with your child and have CD's that they can listen to regularly
- Encourage children to represent their thoughts and feelings through art, music, dance and role play
- Cut, stick, draw, paint and build using a variety of materials



Understanding the World

- Share everyday experiences with your child such as cooking, cleaning the car, gardening, washing up etc
- Talk to your child about cultural differences they may come across and past events in their life
- Answer their questions about the world around them to encourage their curiosity
- Encourage them to use all their senses (sight, touch, hearing, smell, taste) to find out about their environment



Please follow the link below for some exciting songs about starting school:

<https://www.bbc.co.uk/iplayer/episodes/b04fcc8w/time-for-school>

Thank you for your support and we look forward to seeing you in September!

The Reception Team